

D fuse-links flink

500VAC/500VDC

LOW VOLTAGE IEC FUSES

DIN LV FUSE-LINKS D



The D fuse-system is the first generation of screw fuse-system in the German DIN standard. It is still used in many installations.

Applications are low voltage distribution units, where non-trained persons are allowed to change the fuse-links.

The D flink fuse range comprises the sizes NDZ, DII, DIII.

The range of applications for D flink fuse-links is the protection of equipments. The D flink fuse-links, not standardized by the IEC, are fast fuse-links whereas D gG fuse links are considered in comparison as slow fuse-links.

TECHNICAL DATA OVERVIEW

Voltage AC	500 VAC
Voltage DC	500 VDC
Ampere Range (A)	2 ... 63 A
Product Size	NDZ, DII, DIII

FEATURES & BENEFITS

- Insulated body suitable for high mechanical and thermal impacts
- Top and bottom contacts made of nickel plated copper alloy
- Safe cut-off short circuits and over currents due to special design of fuse element
- Clear indication of operation condition due to coloured indicator on top contact
- Low power dissipation
- Optimized size
- Resistant to aging
- Free of lead, cadmium, mercury, chrome 6 (rohs conformity)

APPLICATIONS

- House incoming units
- Meter distribution units
- Distribution cabinets
- Installation cabinets
- Fuse boxes



D fuse-links flink

500VAC/500VDC

PRODUCT RANGE



NDZFK50V2

Size NDZ flink

Catalog number	Item number	Rated voltage AC (IEC)	Rated voltage DC (IEC)	Rated current I _n	Colour	Weight	Package
NDZFK50V2	C222918	500 V	500 V	2 A	pink	11.6 g	25
NDZFK50V4	L200708	500 V	500 V	4 A	brown	11.2 g	25
NDZFK50V6	A201250	500 V	500 V	6 A	green	11.2 g	25
NDZFK50V10	L201766	500 V	500 V	10 A	red	12.4 g	25
NDZFK50V16	D207049	500 V	500 V	16 A	grey	13.4 g	25
NDZFK50V20	B211509	500 V	500 V	20 A	blue	14.4 g	25
NDZFK50V25	Y212541	500 V	500 V	25 A	yellow	16 g	25



DIIFK50V2

Size DII flink

Catalog number	Item number	Rated voltage AC (IEC)	Rated voltage DC (IEC)	Rated current I _n	Colour	Weight	Package
DIIFK50V2	E213559	500 V	500 V	2 A	pink	26.4 g	25
DIIFK50V4	D214064	500 V	500 V	4 A	brown	26 g	25
DIIFK50V6	L214577	500 V	500 V	6 A	green	26 g	25
DIIFK50V10	S215089	500 V	500 V	10 A	red	26.8 g	25
DIIFK50V10/6F	X218152	500 V	500 V	10 A	red	1 g	25
DIIFK50V16	A216108	500 V	500 V	16 A	grey	29 g	25
DIIFK50V20	J217128	500 V	500 V	20 A	blue	31 g	25
DIIFK50V25	P217639	500 V	500 V	25 A	yellow	31.6 g	25



DIIIFK50V35

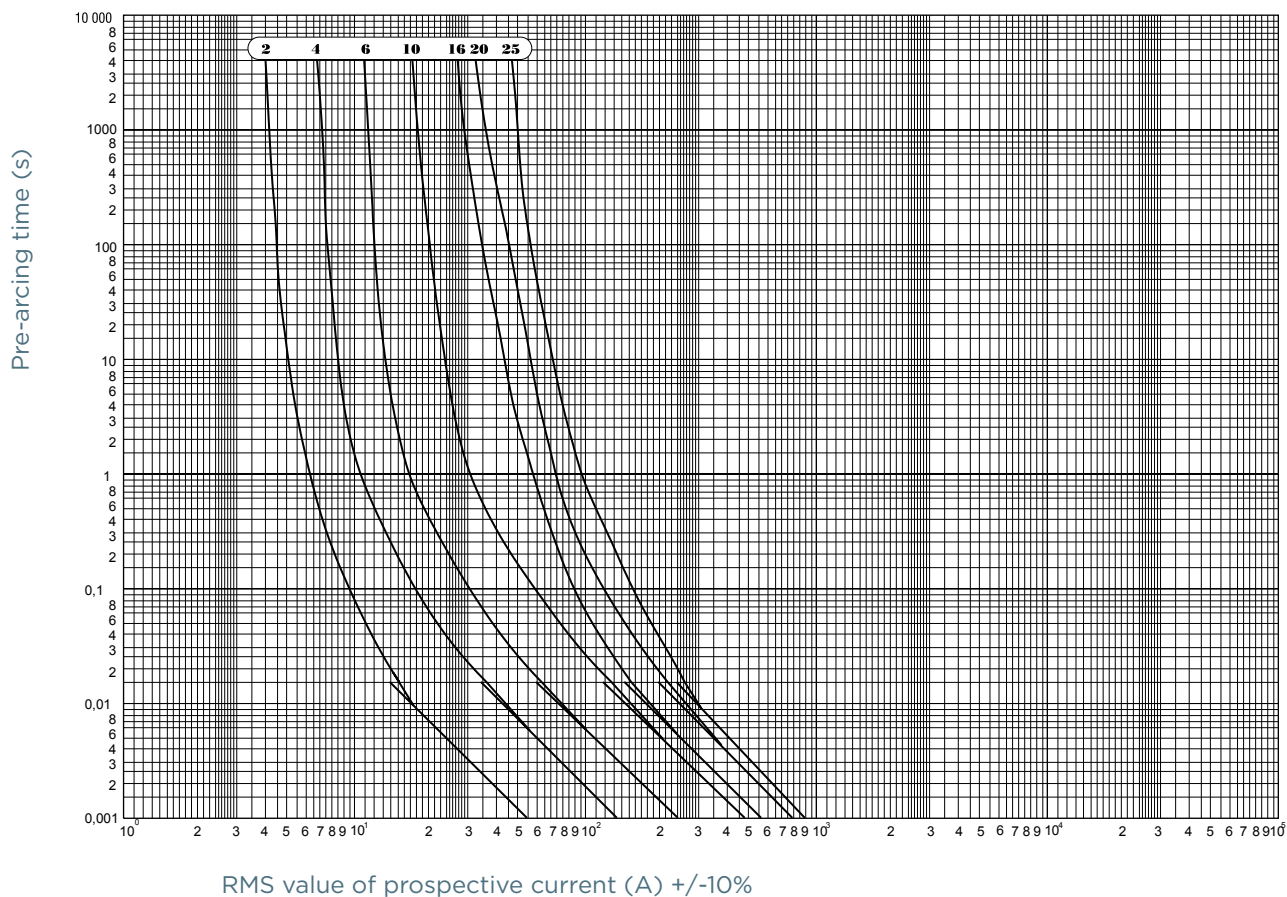
Size DIII flink

Catalog number	Item number	Rated voltage AC (IEC)	Rated voltage DC (IEC)	Rated current I _n	Colour	Weight	Package
DIIIFK50V35	J218669	500 V	500 V	35 A	black	50 g	25
DIIIFK50V50	J222165	500 V	500 V	50 A	white	50.8 g	25
DIIIFK50V63	M200709	500 V	500 V	63 A	copper	54.8 g	25

MERSEN reserves the right to change, update or correct, without notice, any information contained in this datasheet.

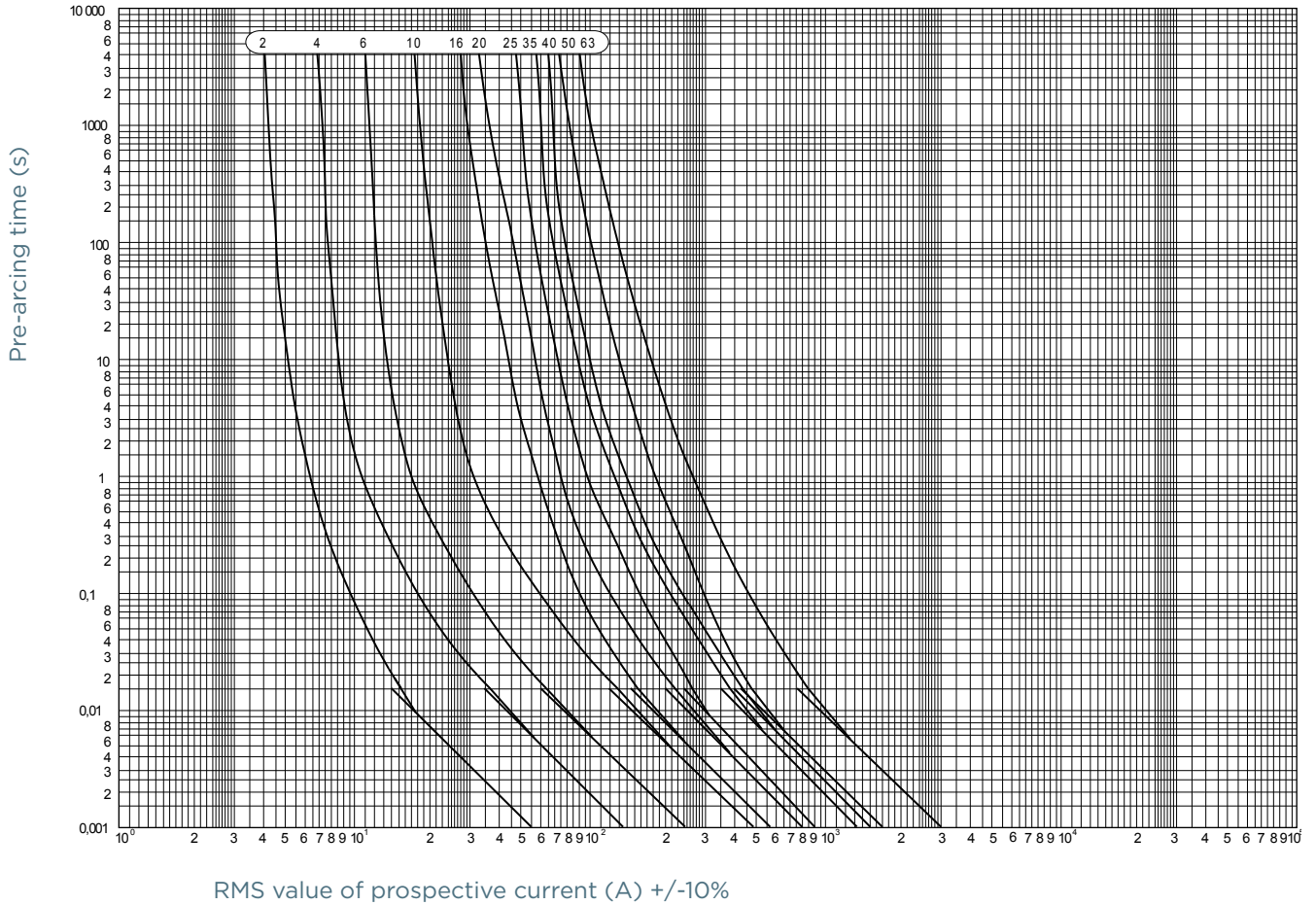
TIME CURRENT CHARACTERISTIC CURVES

NDZ flink 2-25A



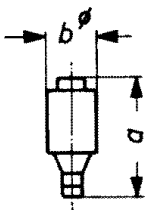
TIME CURRENT CHARACTERISTIC CURVES

DII-DIII flink 2-63A



DIMENSIONS

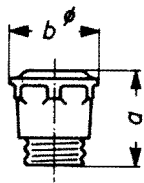
D fuse-links



Size	a	bØ
NDZ	50	12
DII	50	22
DIII	50	27

Dimensions in mm

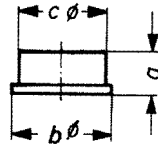
D screw-caps



Article Number	a	bØ
00590.000200	42	34
00591.00200	43	42
00589.000200	34	27
00605.000000	65	42.5
00690.000000	42	34
00691.000000	43	42
02071.000000	42	33
02072.000000	43	40

Dimensions in mm

D touch-protection-rings



Article Number	a	bØ	cØ
00181.900000	17,5	44.5	40.5
00182.900000	19	54	50.5

Dimensions in mm